

CABECEIRA MASTER
Código 7556

Benetil
Móveis

Av. Jesus Candian, 395 - B. Mangueira Rural
Telefax (32) 3539-5350
CEP 36500-000 - Ubá - Minas Gerais
www.benetil.com.br

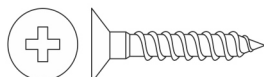
RELAÇÃO DE FERRAGENS EM TAMANHO REAL (MEDIDA EM MILÍMETRO).



A - PARAF. 3,5x14



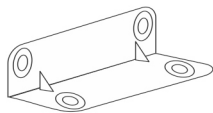
B - PARAF. 5x40



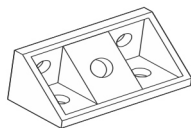
C - PARAF. 4,0x25



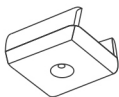
D - CAVILHA 6x30



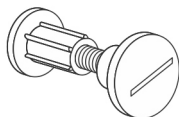
E - CANTONEIRA METÁLICA 4 FUROS



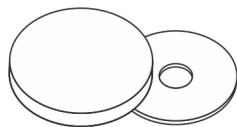
F - CANTONEIRA PLÁSTICA 4 FUROS



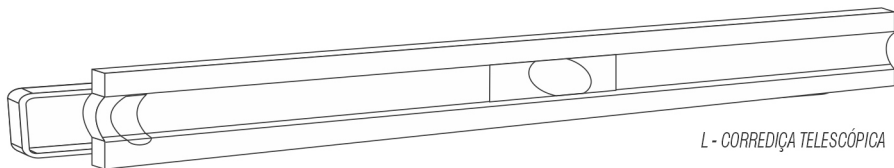
H - SAPATA DE ENCAIXE



I - PARAFUSO UNIÃO
MACHO E FÊMEA



J - CONJ. BOTÃO CROMADO
E ARRUELA



L - CORREDIÇA TELESCÓPICA

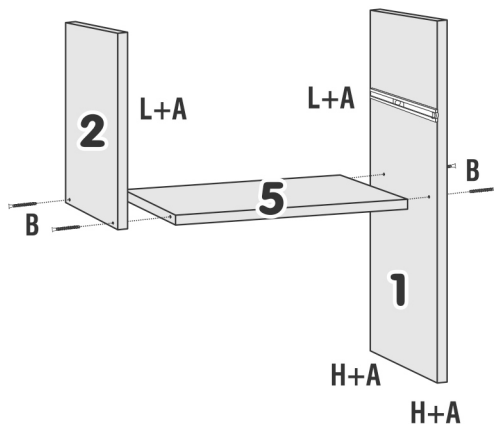
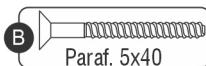


FAVOR IDENTIFICAR AS PEÇAS E COLOCAR SEUS RESPECTIVOS ACESSÓRIOS MONTAR O PRODUTO DEITADO

MONTAGEM CRIADO ESQUERDO

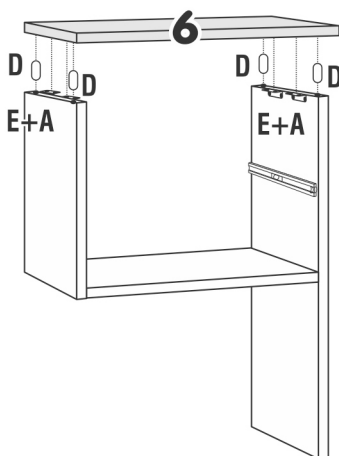
Sequência de Montagem

- 01 - Parafusar a peça 1 na peça 5;
- 02 - Parafusar a peça 2 na peça 5;



Sequência de Montagem

- 03 - Parafusar a peça 6 nas peças 1 e 2;



MONTAGEM CRIADO DIREITO

Sequência de Montagem

- 04 - Parafusar a peça 3 na peça 5;
- 05 - Parafusar a peça 4 na peça 5;



Paraf. 3,5x14



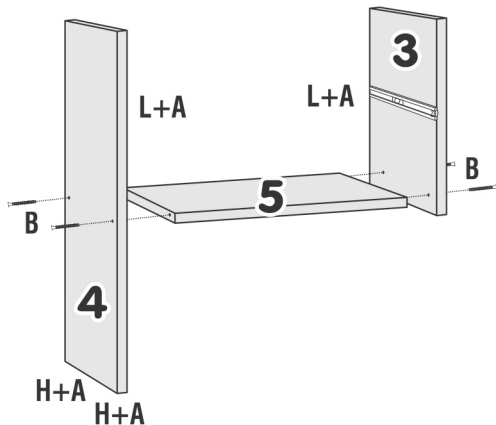
Sapata de Encaixe



Paraf. 5x40



Cor. Telescópica



Sequência de Montagem

- 06 - Parafusar a peça 6 nas peças 3 e 4;



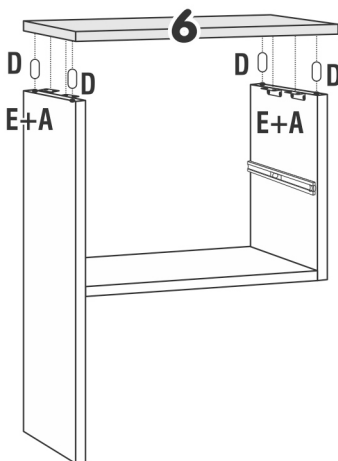
Paraf. 3,5x14



Cavilha 6x30

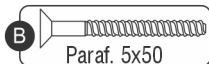


Cant. Met. 4 Furos

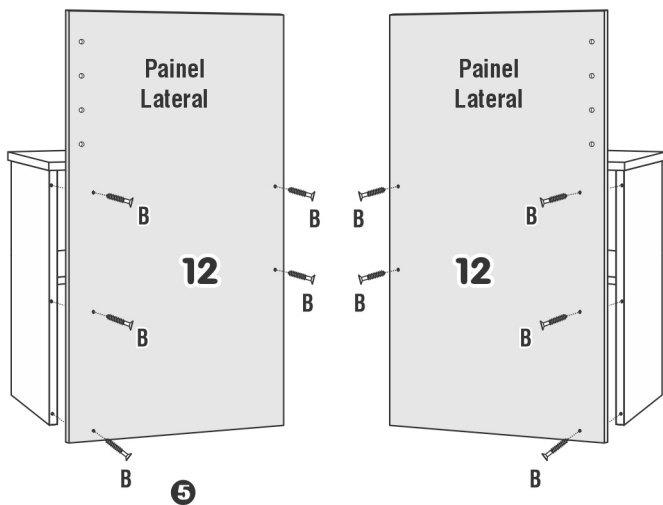


Sequência de Montagem

- 07 - Parafusar os Painéis Laterais 12 conforme desenho ao lado.

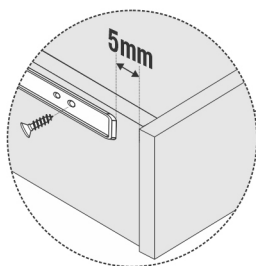
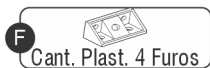

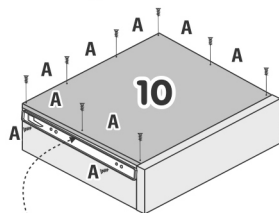
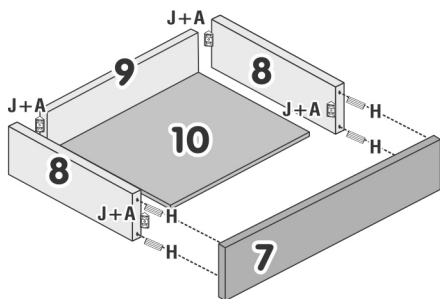


Paraf. 5x50



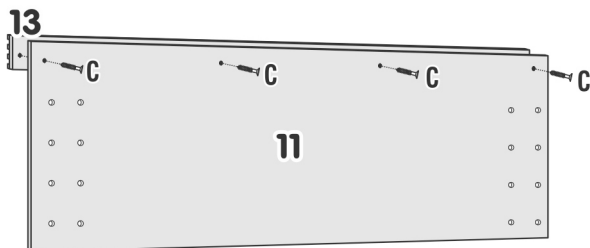
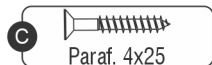
Seqüência de Montagem

- 08 - Parafusar as cantoneiras nas peças 08;
- 09 - Parafusar as peças 08 nas peças 07;
- 10 - Parafusar a peça 09 nas peças 08;
- 11 - Parafusar peça 10 nas peças 08 e 09 conforme desenho abaixo, ajustando para melhor esquadreamento da gaveta;
- 12 - Parafusar as corredeiras nas peças 08.



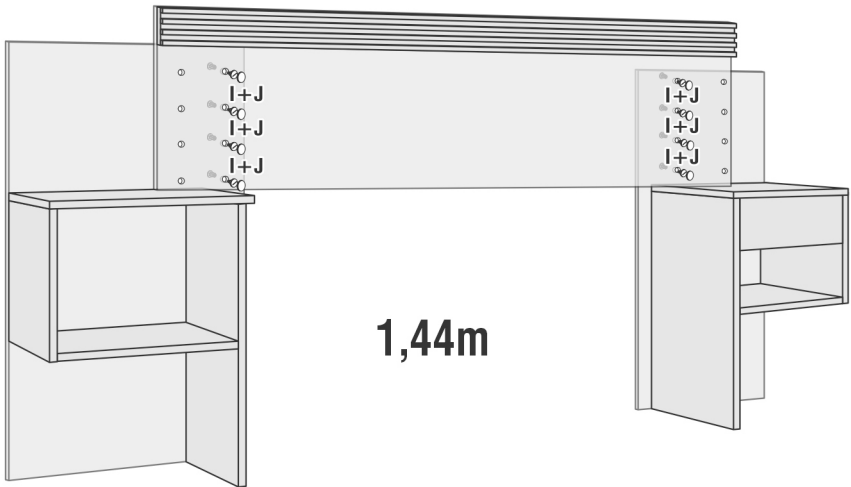
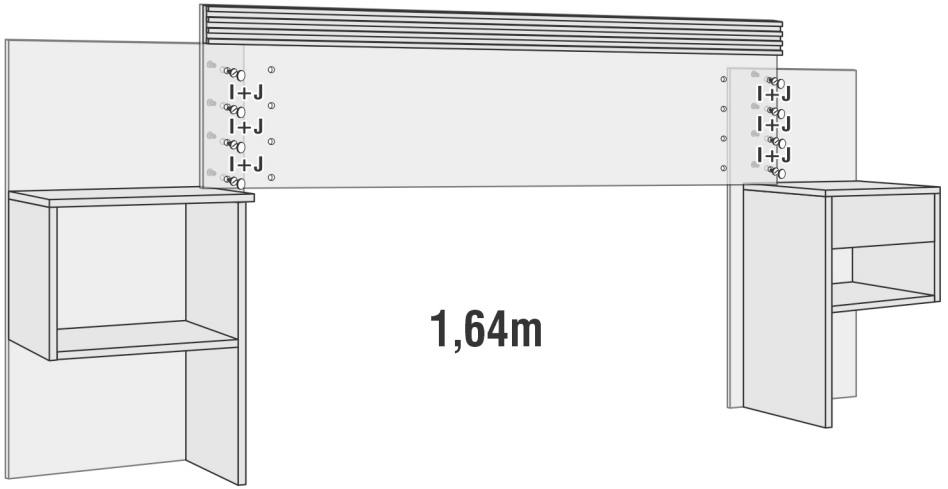
Seqüência de Montagem

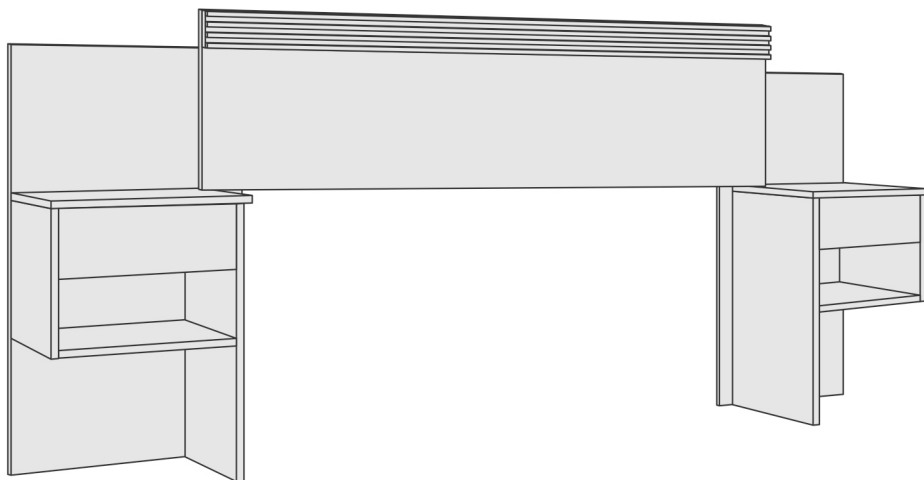
- 13 - Parafusar a Moldura 13 no Painel maior 11.



ATENÇÃO:

ANTES DE PARAFUSAR O PAINEL MAIOR MONTADO NOS CRIADOS,
FAVOR VERIFICAR A MEDIDA DA CAMA, O PAINEL PODE SER
MONTADO NAS MEDIAS DE 1,64m OU 1,44m.





Benetil
Móveis

Av. Jesus Candian, 395 - B. Mangueira Rural

Telefax (32) 3539-5350

CEP 36500-000 - Ubá - Minas Gerais

www.benetil.com.br